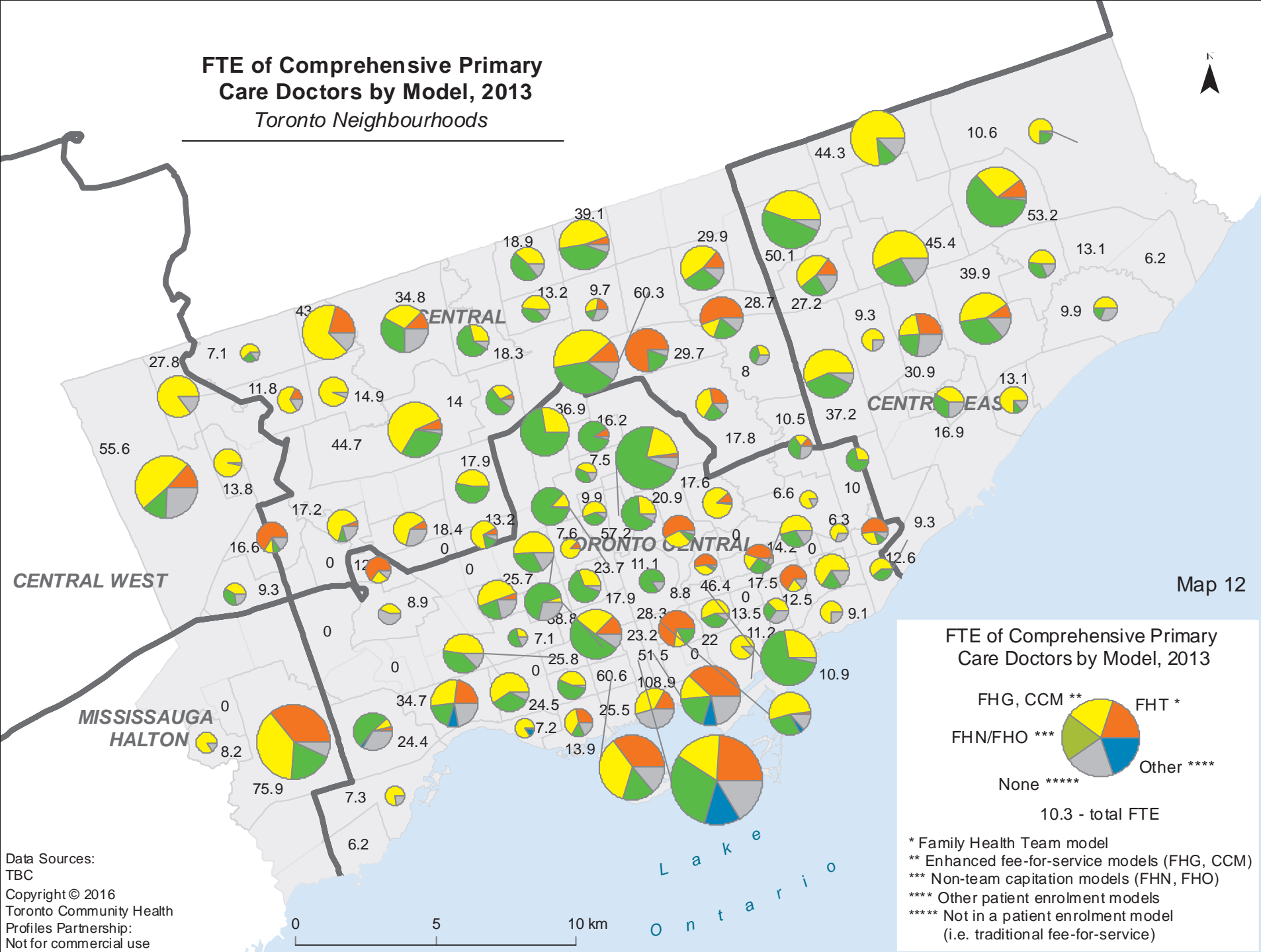


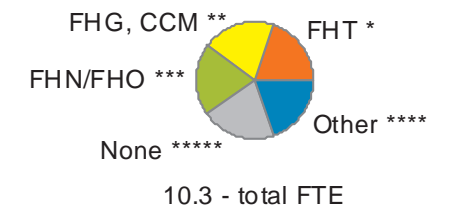
# FTE of Comprehensive Primary Care Doctors by Model, 2013

## Toronto Neighbourhoods




Map 12

### FTE of Comprehensive Primary Care Doctors by Model, 2013



\* Family Health Team model  
 \*\* Enhanced fee-for-service models (FHG, CCM)  
 \*\*\* Non-team capitation models (FHN, FHO)  
 \*\*\*\* Other patient enrolment models  
 \*\*\*\*\* Not in a patient enrolment model (i.e. traditional fee-for-service)

Data Sources:  
 TBC  
 Copyright © 2016  
 Toronto Community Health  
 Profiles Partnership:  
 Not for commercial use



L a k e  
 O n t a r i o